



# FLOOR GUIDE

## ENGLISH



## Restaurant&Cafe

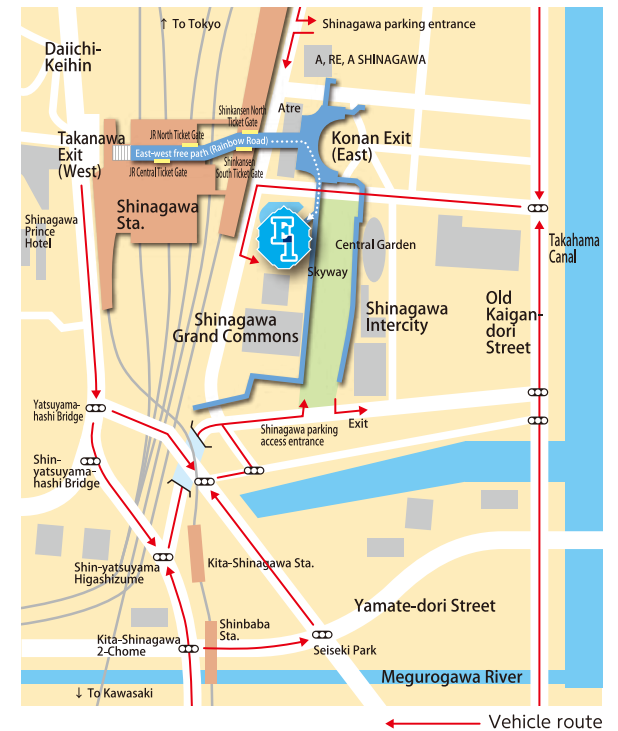
26F	Italian Grill <b>MELODIA</b>		
26F	Chinese Restaurant <b>CHINA SHADOW</b>		
26F	Teppanyaki <b>KAZANE</b>		
26F	Café and Bar <b>RHYTHMOS</b>		
2F	Coffee Shop <b>EXCELSIOR CAFE'</b>		 
1F	Japanese Restaurant <b>MATSUMOTO</b>		 
1F	Sushi <b>Sushi MATSUMOTO</b>		 

Lunch Dinner Private rooms available Reservations accepted  
\* Average price

1F	Japanese Restaurant <b>MAIMON</b>		 
B1F	Shikoku area Local cuisine <b>RYOMA-KAIDO</b>		 
B1F	Edomae Sushi <b>Sushi OUMI</b>		 
B1F	Japanese Restaurant <b>SHINAGAWA-MIFUKU</b>		 
B1F	Izakaya <b>YASHIKINONIWA</b>		 
	Coming soon		

No smoking Smoking permitted English menus available  
All prices include tax.

## ACCESS



## By train

A 1-minute walk from the Konan Exit at the JR Shinagawa Station.  
A 5-minute walk from the Keihin Kyuko Shinagawa Station.

## By car

About 2 kilometers from the Shibaura-JCT with the Route No. 1 Haneda Line, the Metropolitan Expressway.

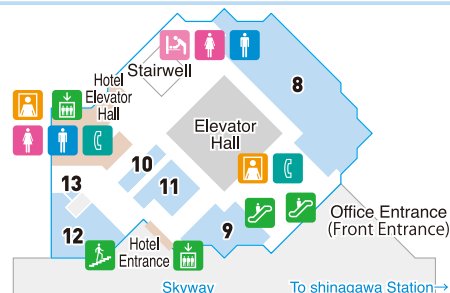
SHINAGAWA EAST ONE TOWER  
品川イーストワンタワー

Shinagawa East One Tower  
Service Center  
2-16-1 Konan, Minato-ku, Tokyo  
TEL.03-6718-9115  
<http://www.e-onetower.com/english/index.html>



トノモ建築  
Tono no Mono

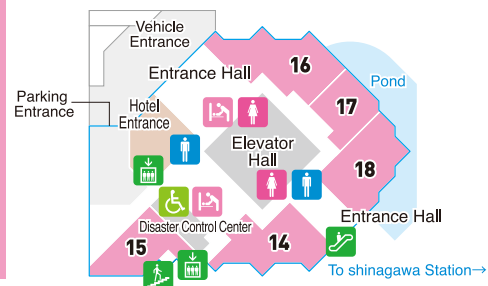
**Berlitz**

野村證券  
NOMURA

三菱地所ハウスネット

 **SMBC** 三井住友銀行

三菱UFJ銀行



和食宝御  
まつもと

鰭

米丸



Elevator



Escalator



Stairs



Public phone



Res

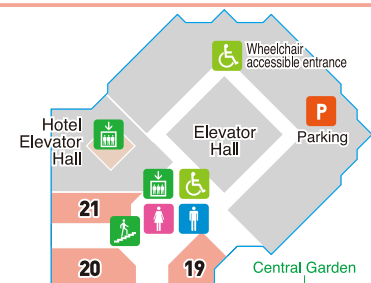





Wheelch



ID photo booth



四川省凉山州会东县  
龍馬街道

青海鮑

4

邵庭

**Lunch**  
Weekdays 11:30am - 2:00pm (L.O.2:00pm)  
**Dinner**  
4:00pm - 12:00pm (L.O.11:00pm)  
**Closed** no days of  
TEL.03-6260-1991



For the convenience of customers with infants and handicapped customers.

\*Business hours are subject to change. (L.O.):Last Order